



Security you can adhere to  
**Hold-n-Place™**

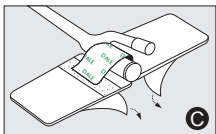
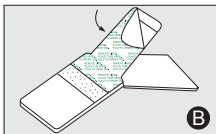
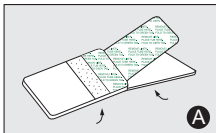
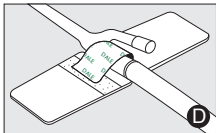
## Foley Catheter Holder | Adhesive Patch

### Product Description

Short-term foley catheter holder featuring a clear, breathable, skin friendly adhesive base material.

### Application Instructions

1. Clean and prepare application area.
2. Open Dale *Hold-n-Place™* so that green printed bases lay flat. (A)
3. Remove locking tab release liner (B)
4. Wrap the locking tab beyond the lumen of the catheter, where the drainage bag connects. (C)
5. Remove base liners to expose adhesive and apply to skin. (C)
6. Dale *Hold-n-Place™* should appear as shown in figure D when securement is complete. (D)



### Additional Benefits

The locking tab may be lifted to reposition the tube.

### Ordering Information

#H8410**1501** Dale® *Hold-n-Place™* Foley Catheter Adhesive Patch  
Sold in boxes of 50.

#H8410**3161** Dale® *Hold-n-Place™* Foley Catheter Legband Holder  
Sold in boxes of 10.

#H8410**3301** Dale® *Hold-n-Place™* Catheter Holders/Bariatric Leg Band  
Sold in boxes of 10

Dale® products are available from your preferred hospital/medical supply dealer.  
US Patent Number 6,419,660 **Single patient use. Disposable. Latex Free.**

### DALE® MEDICAL PRODUCTS, INC.

7 Cross St. PO Box 1556, Plainville, MA 02762-0556 USA  
TEL: 508-695-9316, FAX: 508-695-6587, [www.dalemed.com](http://www.dalemed.com)



**EU Representative:**

MDSS GmbH, Schiffgraben. 41, D-30175 Hannover, Germany

REV B



\*+H84101501Z\*